



CryptoDaily®

The Home Of Blockchain Economy

VS




CCN

Welcome

Crypto Daily was established in 2017 with the view to create a platform for honest and live cryptocurrency news.

Crypto Daily is becoming one of the main crypto news sources out there, but how does Crypto Daily compare to some of the top names already out there?



[Facebook](#)

11,100+



[Twitter](#)

7,700+



[YouTube](#)

2,900+



[Telegram](#)

270+



Page Views/ Month

3,659,871



Avg Sessions

00:00:43



User / Month

1,460,004









Sessions / Month

1,844,397



SimilarWeb comparison

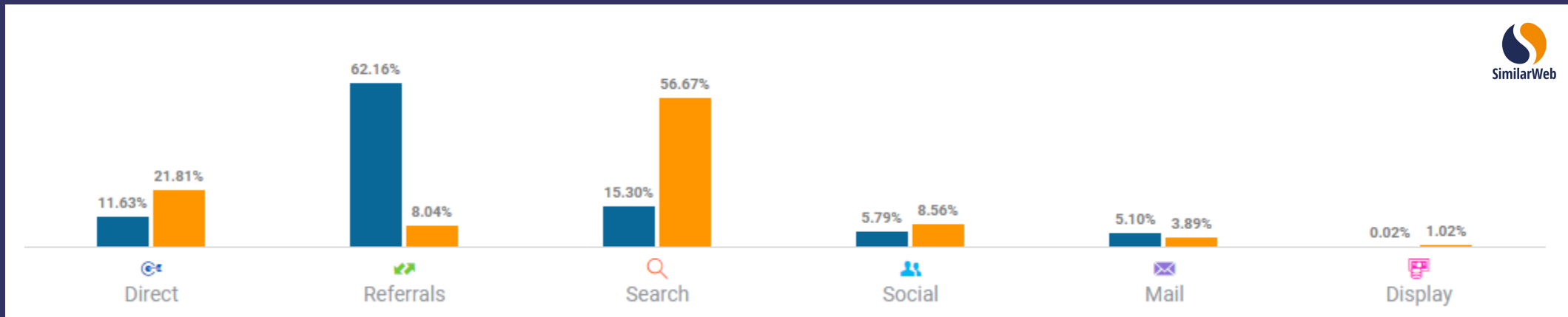
Engagement		
Total Visits	 1.84M	 8.63M
 Avg. Visit Duration	00:00:43	00:08:46
 Pages per Visit	1.98	4.22
 Bounce Rate	48.75%	71.07%

When compared to CCN, you can see that Crypto Daily's average page views per visit are far superior. From this data, you can see how smooth and easy to read our content is.

Crypto Daily's bounce rate shows just how much of an impact our content is to the readers. Not only does this show that we have up to date content but that our readers will continue to browse through our content.



SimilarWeb comparison



Direct

Referrals

Search

Social

Almost 23 percent of our traffic comes through direct means. Whereas this isn't on the same level to CCN, you've got to remember that they have been going a lot longer than we have. That being said, we are rapidly catching up to them.

Referrals are the best means of getting traffic to the website. Currently, just under 45 percent of our traffic comes from referrals compared to CCN who only get around 10 percent of their users through this means of traffic.

With search, we also perform well with around 23 percent of our traffic coming from different searches.

Social media has been around for a while now and it is a means of traffic for millions of companies. For us, just over 7 percent of our traffic comes from social means.